

Steele Canvas Basket Corp

www.steele-canvas.com

PRODUCT CATALOG



STEELE CANVAS BASKET CORP
201 WILLIAMS STREET
PO BOX 6267 IMCN
CHELSEA, MA 02150
PHONE: 617-889-0202
TOLL FREE: 800-541-8929
FAX: 617-889-0524
www.steele-canvas.com

PERMANENT STYLE TRUCKS



#92 Shown

#92 - Canvas
#92S - Steeletex™

BUSHEL SIZE	INSIDE DIMENSIONS L X W X D	OUTSIDE DIMENSIONS L X W X H	CASTER SIZE	SHIPPING WEIGHT
6	30 x 20 x 20.5	31.5 x 21.5 x 26.5	3"	28 lbs
8	34 x 22 x 23	35.5 x 23.5 x 29	3"	34 lbs
10	36 x 24 x 25	37.5 x 25.5 x 31	3"	36 lbs
12	36 x 26 x 27.5	37.5 x 27.5 x 33.5	3"	39 lbs
14	40 x 28 x 27.5	41.5 x 29.5 x 33.5	3"	45 lbs
16	40 x 28 x 30	41.5 x 29.5 x 36	3"	46 lbs
18	42 x 30 x 30	43.5 x 31.5 x 36	3"	49 lbs
20	44 x 32 x 33	45.5 x 33.5 x 39	3"	54 lbs
SP20	48 x 32 x 30	49.5 x 33.5 x 36	3"	58 lbs
SP24	54 x 34 x 30	55.5 x 35.5 x 37	4"	60 lbs

◆ Standard caster arrangement is **all swivel** - see back cover for other options

REMOVABLE STYLE TRUCKS



#102S Shown

#102 - Canvas
#102S - Steeletex™

BUSHEL SIZE	INSIDE DIMENSIONS L X W X D	OUTSIDE DIMENSIONS L X W X H	CASTER SIZE	SHIPPING WEIGHT
6	30 x 20 x 20.5	31.5 x 21.5 x 26.5	3"	31 lbs
8	34 x 22 x 23	35.5 x 23.5 x 29	3"	36 lbs
10	36 x 24 x 25	37.5 x 25.5 x 31	3"	39 lbs
12	36 x 26 x 27.5	37.5 x 27.5 x 33.5	3"	42 lbs
14	40 x 28 x 27.5	41.5 x 29.5 x 33.5	3"	48 lbs
16	40 x 28 x 30	41.5 x 29.5 x 36	3"	49 lbs
18	42 x 30 x 30	43.5 x 31.5 x 36	3"	52 lbs
20	44 x 32 x 33	45.5 x 33.5 x 39	3"	56 lbs
SP20	48 x 32 x 30	49.5 x 33.5 x 36	3"	59 lbs
SP24	54 x 34 x 30	55.5 x 35.5 x 37	4"	61 lbs

- ◆ Available in **plain** or **plated** steel, please specify
- ◆ Standard caster arrangement is **all swivel** - see back cover for other options

LOCKABLE WOOD COVERED TRUCKS



#82 Shown

#82 - Canvas
#82S - Steeletex™

BUSHEL SIZE	INSIDE DIMENSIONS L X W X D	OUTSIDE DIMENSIONS L X W X H	CASTER SIZE	SHIPPING WEIGHT
6	30 x 20 x 20.5	31.5 x 24 x 26.5	3"	38 lbs
8	34 x 22 x 23	35.5 x 27 x 29	3"	44 lbs
10	36 x 24 x 25	37.5 x 28 x 31	3"	46 lbs
12	36 x 26 x 27.5	37.5 x 30 x 33.5	3"	49 lbs
14	40 x 28 x 27.5	41.5 x 32 x 33.5	3"	55 lbs
16	40 x 28 x 30	41.5 x 32 x 36	3"	56 lbs
18	42 x 30 x 30	43.5 x 34 x 36	3"	59 lbs
20	44 x 32 x 33	45.5 x 36 x 39	3"	64 lbs
SP20	48 x 32 x 30	49.5 x 36 x 36	3"	69 lbs
SP24	54 x 34 x 30	55.5 x 38 x 37	4"	74 lbs
SP44	82 x 33 x 33	83.5 x 37 x 41	5"	77 lbs

*Standard with lock rod, available with snap & chain upon request

- ◆ Ask about our **removable style** wood covers
- ◆ Standard caster arrangement is **all swivel** - see back cover for other options

Steeletex™ Vinyl-Coated Nylon color options - standard color is **grey** (no additional charge for **yellow**). **Unless otherwise specified grey will be shipped.**



Shades may vary

Ask our sales staff about optional **wood cover accessories.**



ELEVATED STYLE TRUCKS



#152S Shown

PERMANENT STYLE
#152 - Canvas
#152S - Steeletex™

BUSHEL SIZE	INSIDE DIMENSIONS L X W X D	OUTSIDE DIMENSIONS L X W X H	CASTER SIZE	SHIPPING WEIGHT
3	24 X 18 X 16	25.5 X 19.5 X 27	2" STEM	16 lbs
4	30 X 18 X 16	31.5 X 19.5 X 30	2" STEM	18 lbs
6	30 x 20 x 20.5	31.5 x 21.5 x 28.5	2" STEM	23 lbs



#152R Shown

REMOVABLE STYLE
#152R - Canvas
#152RS - Steeletex™

◆ Upgrade to **3" stem casters** is available upon request

BASKETS WITHOUT CASTERS



#40 Shown

PERMANENT STYLE
#40 - Canvas
#40S - Steeletex™

BUSHEL SIZE	INSIDE DIMENSIONS L X W X D	OUTSIDE DIMENSIONS L X W X H	SHIPPING WEIGHT
6	30 x 20 x 20.5	31.5 x 21.5 x 21.5	22 lbs
8	34 x 22 x 23	35.5 x 23.5 x 24	26 lbs
10	36 x 24 x 25	37.5 x 25.5 x 26	28 lbs
12	36 x 26 x 27.5	37.5 x 27.5 x 28.5	29 lbs
14	40 x 28 x 27.5	41.5 x 29.5 x 28.5	36 lbs
16	40 x 28 x 30	41.5 x 29.5 x 31	37 lbs
18	42 x 30 x 30	43.5 x 31.5 x 31	39 lbs
20	44 x 32 x 33	45.5 x 33.5 x 34	43 lbs
SP20	48 x 32 x 30	49.5 x 33.5 x 31	45 lbs
SP24	54 x 34 x 30	55.5 x 35.5 x 31	48 lbs



#100 Shown

REMOVABLE STYLE
#100 - Canvas
#100S - Steeletex
Also available in frame only!

◆ Removable style available in **plain** or **plated** steel, please specify

SPRING LIFT PLATFORMS & REPLACEMENT LINERS

BUSHEL SIZE	6	8	10	12	14	16	18	20	SP20	SP24
CANVAS/VINYL #125	26 X 16	30 X 18	32 X 20	32 X 22	36 X 24	36 X 24	37.5 X 26	40 X 28	44 X 28	50 X 30
# OF SPRINGS	4 LIGHT	4 LIGHT	4 LIGHT	4 HEAVY	6 HEAVY	6 HEAVY	6 HEAVY	6 HEAVY	6 HEAVY	8 HEAVY

For platforms to fit polyethylene trucks, please see page 9

Above dimensions are platform size, not truck size



#125 lift shown in basket



Model # 107 (Canvas) & **#107S** (Steeletex™) **rope-on replacement liners** are available for most style trucks. Please order by bushel size & specify canvas or vinyl (standard color is grey).



Replacement springs are available upon request. Please specify size & style of platform to ensure proper fit.

◆ Custom sizes available upon request

POST OFFICE TRUCKS



#104-6
Shown

- #104-3 - Canvas
- #104S-3 - Steeletex™
- #104-6 - Canvas
- #104S-6 - Steeletex™

MODEL #	INSIDE DIMENSIONS L X W X D	OUTSIDE DIMENSIONS L X W X H	CASTER SIZE	SHIPPING WEIGHT
104-3	34 X 26 X 21.5	36 X 28 X 27.5	3"	44 lbs
104-6	42 X 30 X 30	44 X 32 X 36	4"	60 lbs

- ◆ Optional accessories for Post Office Trucks include **spring lift platforms** and **replacement liners**
- ◆ #104-3 & #104-6 come standard with **Post Office Casters**
- ◆ We also offer steel **Belly Band** reinforcements for extra structural support
- ◆ Standard caster arrangement for 104-3 is **diamond mount** - see back cover for other options
- ◆ Standard caster arrangement for 104-6 is **4 swivel & 2 rigid** - see back cover for other options

EXTRACTOR TRUCKS



#292P
Shown

PERMANENT STYLE

#292P - Canvas

#292PS - Steeletex™

REMOVABLE STYLE

#292 - Canvas

#292S - Steeletex™

BUSHEL SIZE	INSIDE DIMENSIONS L X W X D	OUTSIDE DIMENSIONS L X W X H	CASTER SIZE	SHIPPING WEIGHT
20	60 X 32 X 24	61.5 x 33.5 x 31	4"	79 lbs
24	60 X 32 X 27	61.5 x 33.5 x 34	4"	83 lbs
26	65 X 32 X 27	66.5 x 33.5 x 34	4"	85 lbs
28	70 X 32 X 27	71.5 x 33.5 x 34	4"	94 lbs

- ◆ Optional accessories for Extractor Trucks include **Spring Lift Platforms** (#125E), **replacement Canvas Liners** (#107E) and **replacement Steeletex™ Liners** (#107ES)
- ◆ Removable style available in **plain** or **plated** steel, please specify
- ◆ Standard caster arrangement is **all swivel** - see back cover for other options

FLATWORK IRONER TRUCKS



#302CS
Shown

SPRING LIFT PLATFORM INCLUDED

#302C - Canvas

#302CS - Steeletex™

SPRING LIFT PLATFORM NOT INCLUDED

#302 - Canvas

#302S - Steeletex™

BUSHEL SIZE	INSIDE DIMENSIONS L X W X D	OUTSIDE DIMENSIONS L X W X H	CASTER SIZE
10	44 X 23 X 23	45.5 X 24.5 X 32	5"
12	50 X 23 X 23	51.5 X 24.5 X 32	5"
14	56 X 23 X 23	57.5 X 24.5 X 32	5"

- ◆ Optional accessories for Flatwork Ironer Trucks include **Spring Lift Platforms** (#125F), **replacement Canvas Liners** (#107F) and **replacement Steeletex™ Liners** (#107FS)
- ◆ Standard caster arrangement is **all swivel** - see back cover for other options

Steeletex™ Vinyl-Coated Nylon color options - standard color is **grey** (no additional charge for yellow). **Unless otherwise specified grey will be shipped.**



Shades may vary

SHEET FEED TRUCKS



#292SOE
Shown

SIZE	INSIDE DIMENSIONS L X W X D	OUTSIDE DIMENSIONS L X W X H	CASTER SIZE	SHIPPING WEIGHT
24"	84 X 24 X 24	85.5 X 25.5 X 32	4"	76 lbs
28"	84 X 24 X 28	85.5 X 25.5 X 36	4"	82.5 lbs

- ◆ Standard with a rust resistant **plated** frame
- ◆ Replacement parts include **Spring Lift Platforms** (#125SOE) and **Steeletex™ Liners** (#107SOE)
- ◆ Standard caster arrangement is **all swivel** - see back cover for other options

NARROW AISLE TRUCKS



#394
Shown

BUSHEL SIZE	INSIDE DIMENSIONS L X W X D	OUTSIDE DIMENSIONS L X W X H	CASTER SIZE	SHIPPING WEIGHT
10	35 X 20 X 26	36.5 X 21.5 X 33	3" SW & 4"RI	40 lbs
12	47 X 20 X 26	48.5 X 21.5 X 33	3" SW & 4"RI	47 lbs
14	47 X 23 X 26	48.5 X 24.5 X 33	3" SW & 4"RI	53 lbs
16	54 X 23 X 26	55.5 X 24.5 X 33	3" SW & 4"RI	59 lbs

#394 - Canvas
#394S - Steeletex™

- ◆ Standard caster arrangement is **diamond mount** (2 swivel & 2 rigid) - see back cover for other options

SLANT FRONT TRUCKS



#277
Shown

#277 - Canvas
#277S - Steeletex™

BUSHEL SIZE	INSIDE DIMENSIONS LENGTH X WIDTH X FRONT DEPTH X BACK DEPTH X HEIGHT	CASTER SIZE	SHIPPING WEIGHT
6	46.5 X 14.5 X 13.5 X 25 X 29	3"	33 lbs
19	45 X 30 X 20 X 32 X 37.5	3"	57 lbs
21	60 X 24 X 20 X 32 X 37.5	3"	62 lbs
31	60 X 36 X 20 X 32 X 37.5	3"	74 lbs

- ◆ Standard caster arrangement is **all swivel** - see back cover for other options

SQUARE SOILED LINEN TRUCKS



#52S
Shown

BUSHEL SIZE	INSIDE DIMENSIONS L X W X D	OUTSIDE DIMENSIONS L X W X H	CASTER SIZE	SHIPPING WEIGHT
16	30 X 30 X 40	31.5 x 31.5 x 47	4"	43 lbs

- ◆ Steeletex is standard
- ◆ Optional accessories for Square Soiled Linen Trucks include **Spring Lift Platforms** (#125052)
- ◆ Standard caster arrangement is **all swivel** - see back cover for other options

SMALL CARRY BASKETS



#20 Shown

#20 - Canvas
#20S - Steeletex™

BUSHEL SIZE	INSIDE DIMENSIONS L X W X D	SHIPPING WEIGHT
1	16 X 12 X 12	9 lbs
1 1/2	18 X 14 X 12	10 lbs
2	22 X 14 X 14	10.5 lbs
2 1/2	24 X 15 X 15	11.25 lbs
3	24 X 18 X 16	13 lbs
4	30 X 18 X 16	14.5 lbs

SQUARE CARRY BASKETS



#185 Shown

WITHOUT CASTERS
#185 - Canvas
#185S - Steeletex™

BUSHEL SIZE	INSIDE DIMENSIONS L X W X D	SHIPPING WEIGHT
2	17 X 17 X 17	8 lbs

WITH 2" STEM CASTERS
#185 CST - Canvas
#185S CST - Steeletex™



#185-CST Shown

ROUND CARRY BASKETS



#186 Shown

#186 - Canvas
#186S - Steeletex™

BUSHEL SIZE	INSIDE DIMENSIONS DIAMETER X DEPTH	SHIPPING WEIGHT
1 1/2	18 X 18	6 lbs
3	24 X 19.5	8 lbs
6	24 X 30	12.5 lbs
9 1/2	28 X 33	14 lbs

Steeletex™ Vinyl-Coated Nylon color options - standard color is **grey** (no additional charge for **yellow**). **Unless otherwise specified grey will be shipped.**



Shades may vary

PUSH & PULL HANDLES



#PP04
Shown

- ◆ Push & Pull handles are a great back saver
- ◆ They are easy to clean & install in seconds
- ◆ Model #PP04 fits most canvas/vinyl trucks



#PP03
Shown
(see page 10)

WORK BENCHES



#200
Shown

OUTSIDE DIMENSIONS L X W X H

33 x 18 x 18

33 x 18 x 16

30 x 18 x 16

27 x 18 x 16

200 - Canvas
200S - Steeletex™

OUTSIDE DIMENSIONS L X W X D x H

24 x 15 x 12 x 22

30 x 20 x 8 x 18

36 x 20 x 8 x 22

210 - Canvas
210S - Steeletex™



#210
Shown

- ◆ Specify size and style when ordering

SQUARE BASKETS & TRUCKS



#50 Shown

BUSHEL SIZE

6

8

INSIDE DIMENSIONS L X W X D

21 X 21 X 28

24 X 24 X 30

WITHOUT CASTERS
#50 - Canvas
#50S - Steeletex™

WITH 3" SWIVEL CASTERS
#52 - Canvas
#52S - Steeletex™



#52 Shown

ROUND BASKETS & TRUCKS



#60 Shown

BUSHEL SIZE

6

8

INSIDE DIMENSIONS DIAMETER X DEPTH

24 X 30

24 X 36

WITHOUT CASTERS
#60 - Canvas
#60S - Steeletex™

WITH 3" SWIVEL CASTERS
#62 - Canvas
#62S - Steeletex™



#62 Shown

STEELE BAG HOLDERS



#232
Shown

	SMALL 18L x 12W x 35H	SHIPPING WEIGHT	LARGE 18L X 18W X 35H	SHIPPING WEIGHT
Frame only w/ runners	#230	8.5 lbs	#235	10.5 lbs
Frame w/ 10oz canvas bag on runners	#231	10 lbs	#236	12 lbs
Frame only w/ 2" swivel casters	#232	9 lbs	#237	10 lbs
Frame w/ 10oz canvas bag w/ cst	#233	10.5 lbs	#238	11.5 lbs



#231
Shown

◆ Specify **plain** or **plated** steel

ECONOMY STANDS



	SMALL 18L X 12W X 32H	SHIPPING WEIGHT	LARGE 18L X 18W X 32H	SHIPPING WEIGHT
Frame only on steel runners	#23NCS	7.5 lbs	#23NCL	9.5 lbs

◆ Specify **plain** or **plated** steel

HOSPITAL CARTS



#232LC
Shown

	SMALL 18L X 12W X 35H	SHIPPING WEIGHT	LARGE 18L X 18W X 35H	SHIPPING WEIGHT
Frame only w/ 2" swivel casters	#232LC	15 lbs	#237LC	16 lbs
Frame w/ 10oz bag w/ 2" swivel casters	#233LC	17 lbs	#238LC	18 lbs

◆ Standard with **plated** steel and **polyethylene** cover



#233LC
Shown

REPLACEMENT BAGS & HANGER STACKERS



Coupling bars are available to join caddie frames together.



Replacement bags are available for all bag holders, hospital carts & economy stands. They come in either **10oz canvas** or **200 denier white nylon**. Please specify size & style when ordering.



Hanger Stackers are great for efficient storage of metal hangers. Made from 5/16" steel they measure 30" high and are capable of holding 100+ metal hangers. The base measures 18" x 11". Specify **plain** or **plated** steel.

VINYL & NYLON LINERS & CAPS



#107NY Liner Shown



#107NYC Cap Shown



#107NYF Liner with Flap Shown

Steele Canvas offers several types of liners & caps to fit most our standard baskets and trucks. Model **#107NY** is a 200 denier white nylon liner. Model **#107NYC** is a 200 denier white nylon cap. Model **#107NYF** is a 200 denier white nylon liner with a **flap**, providing a convenient solution to cover the contents of a basket. Model **#107VYC** is a heavier duty cap made of 10oz. white vinyl-coated nylon. All these models come standard with **elastic in the hem**. Please specify model # and bushel size of cart when ordering.

STEELE CANVAS BAGS



MODEL #	LENGTH X WIDTH X HEIGHT
#184	17 X 7 X 24
#188	17 X 7 X 17
#182	12 X 7 X 12
#180	19 X 11 X 20
#183	24 X 7 X 17

Steele cargo bags are the perfect heavy-duty tote bags to provide years of convenience and service. They feature a full open top and double thick-boxed bottom made of heavy #6 duck canvas and are also available in a colored selection of rugged, washable Steeletex™ (vinyl-coated nylon). Double thick 1" web handles offer a strong grip around the loop & continue down to the bottom providing extra carrying strength. *Custom sizes available upon request.*

REPLACEMENT CASTERS

TPR SWIVEL CASTERS



STYLE	DIAMETER
12	3"
13	4"
14	5"

TPR RIGID CASTERS



STYLE	DIAMETER
16	3"
17	4"
18	5"



Replacement wood runners & caster boards are available upon request. Ask a customer service associate for details.

THREADED STEM CASTERS



STYLE	DIAMETER
21	2"
23	3"

POST OFFICE SWIVEL CASTERS



STYLE	DIAMETER
PO3R	3"
PO4R	4"

POST OFFICE RIGID CASTERS



STYLE	DIAMETER
PO3S	3"
PO4S	4"

Please call our knowledgeable sales staff with any questions

HEAVY DUTY BULK TRUCKS .250" THICK



#622
Shown

#622 - .250" Polyethylene
Standard color is **white**
See color chart for additional options

BUSHEL SIZE	GALLON CAPACITY	INSIDE DIMENSIONS L X W X D	OUTSIDE DIMENSIONS L X W X H	CASTER SIZE	SHIPPING WEIGHT
6	44	30 x 20 x 20.5	33.5 x 24 x 26.5	3"	33 lbs
8	61	34 x 22 x 23	37.5 x 26 x 29	3"	39 lbs
10	77	36 x 24 x 25	39.5 x 28 x 31	3"	45 lbs
12	92	36 x 26 x 27.5	39.5 x 30 x 33.5	3"	50 lbs
14	95	40 x 28 x 27.5	43.5 x 32 x 33.5	4"	59 lbs
16	104	40 x 28 x 30	43.5 x 32 x 37	4"	64 lbs
18	117	42 x 30 x 30	45.5 x 34 x 37	4"	71 lbs
20	143	44 x 32 x 33	47.5 x 36 x 40	4"	81 lbs
20E	143	60 x 32 x 24	63.5 x 36 x 31	4"	94 lbs
24	160	60 x 32 x 27	63.5 x 36 x 34	4"	105 lbs
28	187	70 x 32 x 27	73.5 x 36 x 34	4"	127 lbs

◆ Standard caster arrangement is **all swivel** - see back cover for other options

MEDIUM DUTY BULK TRUCKS .190" THICK



#651
Shown

#651 - .190" Polyethylene
Standard color is **white**
See color chart for additional options

BUSHEL SIZE	INSIDE DIMENSIONS L X W X D	OUTSIDE DIMENSIONS L X W X H	CASTER SIZE	SHIPPING WEIGHT
6	29 X 19 X 21.5	32 X 22.5 X 27	3 1/2"	30 lbs
8	33 X 21 X 24	36 X 24.5 X 29.5	3 1/2"	35 lbs
10	35 X 23 X 26	38 X 26.5 X 31.5	3 1/2"	43 lbs
12	36 X 24 X 28.5	39 X 27.5 X 35.5	3 1/2"	48 lbs
14	39 X 27 X 28.5	42 X 30.5 X 35.5	3 1/2"	54 lbs
16	39 X 27 X 31	42 X 30.5 X 38	3 1/2"	56 lbs
18	41 X 29 X 31	44 X 32.5 X 38	5"	60 lbs
SP20	47 X 31 X 31	50 X 34.5 X 38	5"	66 lbs

◆ Standard caster arrangement is **all swivel** - see back cover for other options

SPRING LIFT PLATFORMS

BUSHEL SIZE	6	8	10	12	14	16	18	20	SP20	SP24
POLYETHYLENE #125P	24.5 X 15	27.5 X 15.5	29.5 X 18.5	29.5 X 19.5	33 X 22	33 X 22	35.5 X 24.5	37.5 X 26	41.5 X 25	N/A
# OF SPRINGS	4 LIGHT	4 LIGHT	4 LIGHT	4 HEAVY	6 HEAVY	6 HEAVY	6 HEAVY	6 HEAVY	6 HEAVY	8 HEAVY

For platforms to fit Canvas/Steeletex™ trucks, please see page 2

Above dimensions are platform size, not truck size



#125 lift
shown in basket

- ◆ Custom sizes available upon request
- ◆ Replacement springs are available upon request
- ◆ Please specify size & style of platform to ensure proper fit



Polyethylene color options - standard color is **white**
Unless otherwise specified white will be shipped.



Shades may vary

HOSPITAL STYLE TRUCKS



#602B
Shown

#602 - .100" Polyethylene (white only)
#602B - .150" Polyethylene
#602D - .250" Polyethylene
Standard color is **white**
See chart for additional color options

BUSHEL SIZE	INSIDE DIMENSIONS L X W X D	OUTSIDE DIMENSIONS L X W X H	CASTER SIZE	SHIPPING WEIGHT
6	30 x 20 x 20.5	33.5 x 24 x 26.5	3"	42 lbs
8	34 x 22 x 23	37.5 x 26 x 29	3"	49 lbs
10	36 x 24 x 25	39.5 x 28 x 31	3"	55 lbs
12	36 x 26 x 27.5	39.5 x 30 x 33.5	3"	61 lbs
14	40 x 28 x 27.5	43.5 x 32 x 33.5	3"	69 lbs
16	40 x 28 x 30	43.5 x 32 x 36	3"	73 lbs
18	42 x 30 x 30	45.5 x 34 x 36	3"	77 lbs
20	44 x 32 x 33	47.5 x 36 x 39	3"	87 lbs

- ◆ Hospital Style Trucks come with a **rust resistant plated** steel frame
- ◆ Standard caster arrangement is **all swivel** - see back cover for other options

POLY BASKET LINERS



#607
Shown

#607 - .100" Polyethylene (white only)
#607B - .150" Polyethylene
#607D - .250" Polyethylene
Standard color is **white**
See color chart for additional options

BUSHEL SIZE	INSIDE DIMENSIONS L X W X D	OUTSIDE DIMENSIONS L X W X H	SHIPPING WEIGHT
2	22 x 14 x 14	25.5 x 18 x 14	6.5 lbs
3	24 x 18 x 16	27.5 x 22 x 16	8.5 lbs
4	30 x 18 x 16	33.5 x 22 x 16	10 lbs
6	30 x 20 x 20.5	33.5 x 24 x 20.5	14 lbs
8	34 x 22 x 23	37.5 x 26 x 23	17 lbs
10	36 x 24 x 25	39.5 x 28 x 25	21 lbs
12	36 x 26 x 27.5	39.5 x 30 x 27.5	24 lbs
14	40 x 28 x 27.5	43.5 x 32 x 27.5	27 lbs
16	40 x 28 x 30	43.5 x 32 x 30	30 lbs
18	42 x 30 x 30	45.5 x 34 x 30	32 lbs
20	44 x 32 x 33	47.5 x 36 x 33	38 lbs

- ◆ Standard caster arrangement is **all swivel** - see back cover for other options

POLYETHYLENE EXTRACTOR TRUCKS



#692
Shown

#692 - .200" Polyethylene
Standard color is **white**
See color chart for additional options

BUSHEL SIZE	INSIDE DIMENSIONS L X W X D	OUTSIDE DIMENSIONS L X W X H	CASTER SIZE	SHIPPING WEIGHT
20	60 X 32 X 24	63.5 X 36 X 31	4"	136 lbs
24	60 X 32 X 27	63.5 X 36 X 34	4"	148 lbs
28	70 X 32 X 27	73.5 X 36 X 34	4"	165 lbs

- ◆ Standard with **plated** frame
- ◆ Optional accessories for Poly Extractor trucks include **Spring Lift Platforms** (#125P) & **replacement Poly Liners** (607E).

PUSH & PULL HANDLES & COVERS



#PP03
Shown
(see page 6 for #PP04)

- ◆ Push & pull handles help eliminate bending fatigue
- ◆ They are easy to clean & install in seconds
- ◆ Model #PP03 fits most polyethylene style trucks

Hinged poly covers are available for standard 12, 14 & 16 bu. polyethylene style trucks.



#622CR
Shown

BIG & LIL' TIGERS



MODEL #	GALLON CAPACITY	INSIDE DIMENSIONS L X W X D	OUTSIDE DIMENSIONS	SHIPPING WEIGHT
633DBC	18	18 x 10 x 32	21.5 x 13 x 35	145 lbs
638DBC	36	18 x 16.5 x 32	21.5 x 20 x 35	160 lbs

- ◆ Tigers come standard with **2" stem casters** & a rust resistant, plated **steel dolly**
- ◆ Upgrade to **3" stem casters** is available upon request
- ◆ Units come standard with **polyethylene cover**
- ◆ Available in **white** only

POLY ELEVATED TRUCKS



#652
Standard
Shown

#652 - .100" Polyethylene
(white only)
#652B - .150" Polyethylene

BUSHEL SIZE	INSIDE DIMENSIONS L X W X D	OVERALL HEIGHT	SHIPPING WEIGHT
2	22 x 14 x 14	27"	14 lbs
3	24 x 18 x 16	27"	16 lbs
4	30 x 18 x 16	30"	19 lbs
6	30 x 20 x 20.5	29"	21 lbs

- ◆ Poly Elevated Trucks come standard with **2" stem casters** & **plated steel frame**
- ◆ Upgrade to **3" stem caster** is available upon request
- ◆ 4 & 6 bushel sizes are available with the **slanted frame option**
- ◆ Optional **polyethylene cover (#616)** is available for 3 & 4 bushel sizes



#652
Slant
Shown

SQUARE SOILED LINEN TRUCKS



MODEL #	CU FT CAPACITY	OUTSIDE DIMENSIONS L X W X H	CASTER SIZE	SHIPPING WEIGHT
1640	19	28.5 x 28.5 x 47	5"	80 lbs

- ◆ Please specify **color** when ordering - see color chart below
- ◆ Standard caster arrangement is **all swivel** - see back cover for other options

GARMENT DELIVERY TRUCKS



MODEL #	CU FT CAPACITY	OUTSIDE DIMENSIONS L X W X H	CASTER SIZE	SHIPPING WEIGHT
8280	48	52 x 28 x 69	6"	160 lbs

- ◆ Please specify **color** when ordering - see color chart below
- ◆ Standard caster arrangement is **all swivel** - see back cover for other options

Polyethylene color options - standard color is **white**
Unless otherwise specified white will be shipped.



Shades may vary

POLY LINEN TRANSPORT TRUCK



#61089 shown with lift platform installed

MODEL #	CU FT CAPACITY	INSIDE DIMENSIONS L X W X D	OUTSIDE DIMENSIONS L X W X H	SHIPPING WEIGHT
61087	36	47.5 x 28 x 47	48 X 28.5 X 54.5	145 lbs
61089	48	46.5 x 28 x 59	47 X 28.5 X 66.5	160 lbs
61092	58	47.5 x 36 x 59	48 X 36.5 X 66.5	185 lbs
610646	60	59.5 x 41.5 x 40.5	60 X 42 X 48	180 lbs
610846	84	71.5 x 41.5 x 47.5	72 X 42 X 55	195 lbs



Shown with lockable hinged polyethylene cover - available for # 61087 and #61089 only (optional)



Shown with 18oz Steelex™ cover (optional)

- ◆ Please specify **color** when ordering - see color chart
- ◆ See back cover for **caster arrangement options**

POLY TURNABOUT TRUCK



#8592 shown

MODEL #	CU FT CAPACITY	INSIDE DIMENSIONS L X W X D	OUTSIDE DIMENSIONS L X W X H	SHIPPING WEIGHT
P8080	38	46.75 x 26.75 x 55	47.5 x 27.5 x 62	180 lbs
P8090	48	59.5 x 26.75 x 55	60 x 27.5 x 62	215 lbs
P8592	48	47.25 x 28.5 x 60	48 x 28.5 x 68	185 lbs
P8592-PS (plastic shelf model)	48	47.25 x 28 x 60	48 x 28.5 x 68	195 lbs



Shown with 18oz Steelex™ Cap Cover (optional)



Shown with 18oz Steelex™ Security Cover with complete zippered closure (optional)

- ◆ Please specify **color** when ordering - see color chart
- ◆ See back cover for **caster arrangement options**

MAXI-UTILITY TRUCKS



MODEL #	INSIDE DIMENSIONS L X W X D	OUTSIDE DIMENSIONS L X W X H	CASTER SIZE	SHIPPING WEIGHT
6412	34 x 24.5 x 27	38 x 29 x 34	5"	65 lbs
6414	39 x 26 x 25.5	44 x 31 x 32.5	5"	70 lbs
6416	45 x 27 x 27.5	49 x 31.5 x 34.5	5"	85 lbs
6420	56 x 30.5 x 30	60 x 34.5 x 36.5	5"	100 lbs
6424	48.5 x 34.5 x 32	54 x 40 x 38.5	5"	115 lbs

- ◆ Optional accessories include **10oz White Steelex™ Cap**, **Hinged Polyethylene Cover** and **Spring Lift Platform**
- ◆ **Drain holes** can also be furnished upon request
- ◆ Please specify **color** when ordering - see color chart
- ◆ Standard caster arrangement is **all swivel** - see back cover for other options

FLARE TRUCKS



MODEL #	INSIDE DIMENSIONS L X W X D	OUTSIDE DIMENSIONS L X W X H	CASTER SIZE	SHIPPING WEIGHT
P2422	58.5 x 31 x 25.5	64 x 36 x 32	5"	90 lbs
P2424	58.5 x 35 x 25.5	64 x 40 x 32	5"	90 lbs

- ◆ Both units have a **metal base & steel reinforced sides** for extra strength
- ◆ Optional accessories include **10oz White Steeltex™ Caps** and a **Spring Lift Platforms**
- ◆ **Drain holes** can also be furnished upon request
- ◆ Please specify **color** when ordering - see color chart
- ◆ Standard caster arrangement is **all swivel** - see back cover for other options

TILT DUMP TRUCKS



Shown in blue
(standard color is grey)

YARD SIZE	MODEL #	OUTSIDE DIMENSIONS	LOAD CAPACITY	SHIPPING WEIGHT
1/2 Yard Light Duty	698LD5	54 x 27 x 41	350 lbs	88 lbs
1 Yard Light Duty	698LD1	71 x 32 x 43	750 lbs	110 lbs
1/2 Yard Standard Duty	698SD5	54 x 27 x 41	750 lbs	96 lbs
1 Yard Standard Duty	698SD1	71 x 32 x 43	1000 lbs	119 lbs
1 3/4 Yard Standard Duty	698SD175	73.5 x 37.5 x 50	1200 lbs	150 lbs
2 Yard Standard Duty	698SD2	83 x 46 x 50	1800 lbs	190 lbs
2 1/2 Yard Standard Duty	698SD25	83 x 55 x 50	1875 lbs	220 lbs
1 3/4 Yard Heavy Duty	698HD175	73.5 x 37.5 x 50	2000 lbs	165 lbs
2 Yard Heavy Duty	698HD2	83 x 46 x 50	2300 lbs	200 lbs
2 1/2 Yard Heavy Duty	698HD25	83 x 55 x 50	2500 lbs	235 lbs



Shown with
optional VCN
cover

- ◆ Tilt Dump Trucks come standard in **Grey** - see color chart for other options
- ◆ Optional accessories include **18oz Steeletex™ Cap Covers** and a white **Polyethylene Cover** with a stainless steel hinge (available for 1/2 Yard and 1 Yard sizes only)
- ◆ **Light Duty** models come with a handle and steel undercarriage
- ◆ **Standard Duty** models come with a handle, steel undercarriage, steel frame up both ends and under rim
- ◆ **Heavy Duty** models come with a handle, steel undercarriage, steel frame up both ends and under rim, and a steel "belly band" around the middle

Polyethylene color options - standard color is **grey** (for tilt dumps only)
Unless otherwise specified grey will be shipped.



Shades may vary

Today's special's are tomorrow's standards.....
If you don't see it, we can make it!



STEELE CANVAS BASKET CORP

www.steele-canvas.com

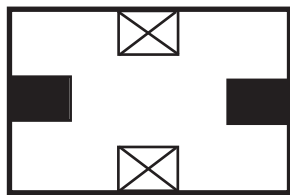
CASTER ARRANGEMENTS

 SWIVEL CASTER

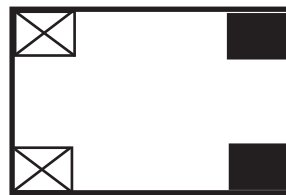
 RIGID CASTER



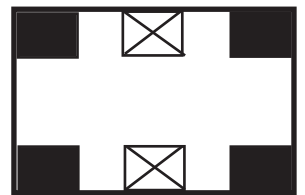
CASTER
ARRANGEMENT # 2



CASTER
ARRANGEMENT # 4



AVAILABLE UPON
REQUEST



AVAILABLE UPON
REQUEST

COLOR OPTIONS



STEELE CANVAS BASKET CORP
201 WILLIAMS STREET
PO BOX 6267 IMCN
CHELSEA, MA 02150

RETURN SERVICE
REQUESTED

TO:

PLACE POSTAGE HERE

STEELE CANVAS BASKET CORP

201 WILLIAMS STREET
PO BOX 6267 IMCN
CHELSEA, MA 02150

PH: 800-541-8929
FAX: 617-889-0524



CURRENT PRICE LIST (effective October 1, 2008)

PERMANENT STYLE TRUCKS					
PRODUCT NUMBER	DESCRIPTION	LIST PRICE	PRODUCT NUMBER	DESCRIPTION	LIST PRICE
092006	6 BU #92	\$152.20	092016	16 BU # 92	\$228.75
092006S	6 BU #92S	\$147.30	092016S	16 BU #92S	\$220.90
092008	8 BU #92	\$169.30	092018	18 BU #92	\$247.95
092008S	8 BU #92S	\$163.00	092018S	18 BU #92S	\$238.05
092010	10 BU #92	\$177.05	092020	20 BU #92	\$261.35
092010S	10 BU #92S	\$170.95	092020S	20 BU #92S	\$254.40
092012	12 BU #92	\$196.25	092022	SP 20 BU #92	\$282.20
092012S	12 BU #92S	\$189.00	092022S	SP 20 BU #92S	\$280.50
092014	14 BU #92	\$223.30	092024	SP 24 BU #92	\$330.05
092014S	14 BU #92S	\$215.95	092024S	SP 24BU #92S	\$326.35



REMOVABLE STYLE TRUCKS					
PRODUCT NUMBER	DESCRIPTION	LIST PRICE	PRODUCT NUMBER	DESCRIPTION	LIST PRICE
102006	6 BU #102	\$147.30	102G06	6 BU #102G - PLATED	\$162.75
102006S	6 BU #102S	\$144.80	102G06S	6 BU #102GS - PLATED	\$160.30
102008	8 BU #102	\$159.50	102G08	8 BU #102G - PLATED	\$174.80
102008S	8 BU #102S	\$157.00	102G08S	8 BU #102GS - PLATED	\$172.25
102010	10 BU #102	\$168.15	102G10	10 BU #102G - PLATED	\$183.65
102010S	10 BU #102S	\$165.15	102G10S	10 BU #102GS - PLATED	\$180.35
102012	12 BU #102	\$183.25	102G12	12 BU #102G - PLATED	\$199.55
102012S	12 BU #102S	\$180.40	102G12S	12 BU #102GS - PLATED	\$196.90
102014	14 BU #102	\$204.65	102G14	14 BU #102G - PLATED	\$220.90
102014S	14 BU #102S	\$201.10	102G14S	14 BU #102GS - PLATED	\$217.60
102016	16 BU #102	\$208.65	102G16	16 BU #102G - PLATED	\$225.70
102016S	16 BU #102S	\$205.90	102G16S	16 BU #102GS - PLATED	\$223.00
102018	18 BU #102	\$217.20	102G18	18 BU #102G - PLATED	\$233.15
102018S	18 BU #102S	\$214.10	102G18S	18 BU #102GS - PLATED	\$231.25
102020	20 BU #102	\$229.05	102G20	20 BU #102G - PLATED	\$245.30
102020S	20 BU #102S	\$226.40	102G20S	20 BU #102GS - PLATED	\$244.15
102022	SP 20 BU #102	\$283.65	102G22	SP 20 BU #102G - PLATED	\$306.80
102022S	SP 20 BU #102S	\$283.65	102G22S	SP 20 BU #102GS - PLATED	\$306.80
102024	SP 24BU #102	\$345.00	102G24	SP 24 BU #102G - PLATED	\$373.95
102024S	SP 24 BU #102S	\$345.00	102G24S	SP 24 BU #102GS - PLATED	\$373.95



LOCKABLE WOOD COVERED TRUCKS					
PRODUCT NUMBER	DESCRIPTION	LIST PRICE	PRODUCT NUMBER	DESCRIPTION	LIST PRICE
082006	6 BU #82	\$233.10	082016	16 BU #82	\$338.55
082006S	6 BU #82S	\$229.15	082016S	16 BU #82S	\$331.05
082008	8 BU #82	\$259.65	082018	18 BU #82	\$355.70
082008S	8 BU #82S	\$253.45	082018S	18 BU #82S	\$348.35
082010	10 BU #82	\$287.15	082020	20 BU #82	\$377.75
082010S	10 BU #82S	\$280.85	082020S	20 BU #82S	\$371.60
082012	12 BU #82	\$306.80	082022	SP 20 BU #82	\$419.55
082012S	12 BU #82S	\$299.40	082022S	SP 20 BU #82S	\$416.00
082014	14 BU #82	\$333.25	082024	SP 24 BU #82	\$527.35
082014S	14 BU #82S	\$326.20	082024S	SP 24 BU #82S	\$521.15
049005	SET OF CORNER PLATES (4 EA)	\$18.50	049002	LOCK ROD NO. 49-2	\$12.00
049001	SNAP & CHAIN CLOSURE	\$7.25			



ELEVATED STYLE TRUCKS					
PRODUCT NUMBER	DESCRIPTION	LIST PRICE	PRODUCT NUMBER	DESCRIPTION	LIST PRICE
152003	3 BU #152	\$96.10	152R03	3 BU #152R	\$96.10
152003S	3 BU #152S	\$95.10	152R03S	3 BU #152RS	\$95.10
152004	4 BU #152	\$104.30	152R04	4 BU #152R	\$104.30
152004S	4 BU #152S	\$103.30	152R04S	4 BU #152RS	\$103.30
152006	6 BU #152	\$122.20	152R06	6 BU #152R	\$122.20
152006S	6 BU #152S	\$121.00	152R06S	6 BU #152RS	\$121.00
CST UPGRADE 3"	UPGRADE TO 3" CASTERS	\$9.15			



BASKETS WITHOUT CASTERS					
PRODUCT NUMBER	DESCRIPTION	LIST PRICE	PRODUCT NUMBER	DESCRIPTION	LIST PRICE
040006	6 BU #40	\$106.80	040018	18 BU #40	\$196.30
040006S	6 BU #40S	\$100.60	040018S	18 BU #40S	\$186.65
040008	8 BU #40	\$126.50	040020	20 BU #40	\$208.45
040008S	8 BU #40S	\$119.30	040020S	20 BU #40S	\$200.35
040010	10 BU #40	\$137.50	040022	SP20 BU #40	\$231.90
040010S	10 BU #40S	\$130.55	040022S	SP20 BU #40S	\$228.40
040012	12 BU #40	\$145.50	040024	SP24 BU #40	\$265.00
040012S	12 BU #40S	\$137.50	040024S	SP24 BU #40S	\$261.15



CURRENT AS OF:
OCTOBER 1, 2008

040014	14 BU #40	\$172.50	080006	6 BU #80	\$184.05
040014S	14 BU #40S	\$163.95	080006S	6 BU #80S	\$180.15
040016	16 BU #40	\$176.95	080008	8 BU #80	\$210.50
040016S	16 BU #40S	\$169.00	080008S	8 BU #80S	\$204.40

BASKETS WITHOUT CASTERS (cont'd)

PRODUCT NUMBER	DESCRIPTION	LIST PRICE	PRODUCT NUMBER	DESCRIPTION	LIST PRICE
080010	10 BU #80	\$238.05	100010S	10 BU #100S	\$128.15
080010S	10 BU #80S	\$231.85	100012	12 BU #100	\$137.70
080012	12 BU #80	\$249.15	100012S	12 BU #100S	\$134.95
080012S	12 BU #80S	\$241.80	100014	14 BU #100	\$155.80
080014	14 BU #80	\$275.55	100014S	14 BU #100S	\$153.10
080014S	14 BU #80S	\$268.60	100016	16 BU #100	\$161.20
080016	16 BU #80	\$281.00	100016S	16 BU #100S	\$158.25
080016S	16 BU #80S	\$273.45	100018	18 BU #100	\$169.15
080018	18 BU #80	\$300.65	100018S	18 BU #100S	\$165.95
080018S	18 BU #80S	\$290.80	100020	20 BU #100	\$181.10
080020	20 BU #80	\$322.70	100020S	20 BU #100S	\$178.30
080020S	20 BU #80S	\$314.05	150003	3 BU #150	\$73.50
100006	6 BU #100	\$113.25	150003S	3 BU #150S	\$72.50
100006S	6 BU #100S	\$110.75	150004	4 BU #150	\$82.60
100008	8 BU #100	\$123.20	150004S	4 BU #150S	\$81.60
100008S	8 BU #100S	\$120.65	150006	6 BU #150	\$100.65
100010	10 BU #100	\$131.45	150006S	6 BU #150S	\$99.50



FRAMES ONLY

PRODUCT NUMBER	DESCRIPTION	LIST PRICE	PRODUCT NUMBER	DESCRIPTION	LIST PRICE
100F06	6 BU FRAME #100 FR	\$62.50	100FG06	6 BU FR PLATED #100 GFR	\$71.00
100F08	8 BU FRAME #100 FR	\$69.10	100FG08	8 BU FR PLATED #100 GFR	\$76.00
100F10	10 BU FRAME #100 FR	\$71.70	100FG10	10 BU FR PLATED #100 GFR	\$78.90
100F12	12 BU FRAME #100 FR	\$73.60	100FG12	12 BU FR PLATED #100 GFR	\$81.15
100F14	14 BU FRAME #100 FR	\$86.90	100FG14	14 BU FR PLATED #100 GFR	\$95.75
100F16	16 BU FRAME #100 FR	\$88.25	100FG16	16 BU FR PLATED #100 GFR	\$97.30
100F18	18 BU FRAME #100 FR	\$90.40	100FG18	18 BU FR PLATED #100 GFR	\$99.70
100F20	20 BU FRAME #100 FR	\$94.85	100FG20	20 BU FR PLATED #100 GFR	\$104.70



REPLACEMENT LINERS

PRODUCT NUMBER	DESCRIPTION	LIST PRICE	PRODUCT NUMBER	DESCRIPTION	LIST PRICE
107002	2 BU #107	\$39.75	107012S	12 BU #107S	\$61.35
107002S	2 BU #107S	\$39.45	107014	14 BU #107	\$69.80
107003	3 BU #107	\$41.10	107014S	14 BU #107S	\$66.25
107003S	3 BU #107S	\$40.50	107016	16 BU #107	\$72.95
107004	4 BU #107	\$42.40	107016S	16 BU #107S	\$70.00
107004S	4 BU #107S	\$40.60	107018	18 BU #107	\$78.75
107006	6 BU #107	\$48.05	107018S	18 BU #107S	\$75.55
107006S	6 BU #107S	\$45.55	107020	20 BU #107	\$86.30
107008	8 BU #107	\$54.10	107020S	20 BU #107S	\$83.45
107008S	8 BU #107S	\$51.60	107022	SP 20 BU #107	\$91.50
107010	10 BU #107	\$59.75	107022S	SP 20 BU #107S	\$88.40
107010S	10 BU #107S	\$56.45	107024	SP 24 BU #107	\$100.20
107012	12 BU #107	\$64.15	107024S	SP 24 BU #107S	\$97.65



SPRING LIFT PLATFORMS

PRODUCT NUMBER	DESCRIPTION	LIST PRICE	PRODUCT NUMBER	DESCRIPTION	LIST PRICE
125006	6 BU #125	\$49.30	125P06	6 BU 125P POLY	\$52.85
125008	8 BU #125	\$51.70	125P08	8 BU 125P POLY	\$55.35
125010	10 BU #125	\$52.65	125P10	10 BU 125P POLY	\$56.40
125012	12 BU #125	\$53.20	125P12	12 BU 125P POLY	\$57.00
125014	14 BU #125	\$77.40	125P14	14 BU 125P POLY	\$82.90
125016	16 BU #125	\$77.40	125P16	16 BU 125P POLY	\$82.90
125018	18 BU #125	\$79.35	125P18	18 BU 125P POLY	\$85.00
125020	20 BU #125	\$80.70	125P20	20 BU 125P POLY	\$86.45
125022	SP 20 BU 125	\$88.95	125SPB	EXTRA SPRING-POLY	\$10.35
125024	SP 24 BU 125	\$114.00	125SPC	EXTRA SPRING-CANVAS	\$10.35



POST OFFICE TRUCKS

PRODUCT NUMBER	DESCRIPTION	LIST PRICE	PRODUCT NUMBER	DESCRIPTION	LIST PRICE
1046PO	#104-6 PO TRUCK	\$294.35	1043PO	104-3 PO TRUCK	\$225.75



EXTRACTOR TRUCKS

PRODUCT NUMBER	DESCRIPTION	LIST PRICE	PRODUCT NUMBER	DESCRIPTION	LIST PRICE
292020	20 BU #292	\$336.80	292G26	26 BU #292G	\$407.80
292020S	20 BU #292S	\$327.60	292G26S	26 BU #292SG	\$400.80
292024	24 BU #292	\$348.45	292G28	28 BU #292G	\$422.20
292024S	24 BU #292S	\$339.55	292G28S	28 BU #292SG	\$414.90
292026	26 BU #292	\$358.40	292P20	20 BU #292P	\$385.10
292026S	26 BU #292S	\$351.40	292P20S	20 BU #292PS	\$366.90
292028	28 BU #292	\$375.30	292P24	24 BU #292P	\$395.75
292028S	28 BU #292S	\$367.90	292P24S	24 BU #292PS	\$376.65
292G20	20 BU #292G	\$383.55	292P26	26 BU #292P	\$407.40
292G20S	20 BU #292SG	\$374.35	292P26S	26 BU #292PS	\$392.40
292G24	24 BU #292G	\$396.70	292P28	28 BU #292P	\$432.35
292G24S	24 BU #292SG	\$387.75	292P28S	28 BU #292PS	\$413.25



CURRENT AS OF:
OCTOBER 1, 2008

107E20	20 BU #107E - LINERS	\$108.50	107E28	28 BU #107E - LINERS	\$126.45
107E20S	20 BU #107ES - LINERS	\$99.25	107E28S	28 BU #107ES - LINERS	\$119.05
107E24	24 BU #107E - LINERS	\$115.75	125E20	20 BU #125E - PLATFORM	\$109.90
107E24S	24 BU #107ES - LINERS	\$106.85	125E24	24 BU # 125E - PLATFORM	\$109.90
107E26	26 BU #107E - LINERS	\$122.70	125E26	26 BU #125 - PLATFORM	\$120.30
107E26S	26 BU #107ES - LINERS	\$115.70	125E28	28 BU #125E - PLATFORM	\$130.00

FLATWORK IRONER TRUCKS					
PRODUCT NUMBER	DESCRIPTION	LIST PRICE	PRODUCT NUMBER	DESCRIPTION	LIST PRICE
302010	10 BU #302	\$248.30	302C10	10 BU #302C	\$328.00
302010S	10 BU #302S	\$238.10	302C10S	10 BU #302CS	\$317.85
302012	12 BU #302	\$271.85	302C12	12 BU #302C	\$353.65
302012S	12 BU #302S	\$263.90	302C12S	12 BU #302CS	\$345.70
302014	14 BU #302	\$279.85	302C14	14 BU #302C	\$382.90
302014S	14 BU #302S	\$271.30	302C14S	14 BU #302CS	\$374.30
107F10	10 BU #107F - LINERS	\$71.25	107F12S	12 BU #107FS - LINERS	\$72.45
107F10S	10 BU #107FS - LINERS	\$68.85	107F14	14 BU #107F - LINERS	\$88.50
107F12	12 BU #107F - LINERS	\$76.15	107F14S	14 BU #107FS - LINERS	\$82.25
125F10	10 BU #125F - PLATFORM	\$79.80	125F14	14 BU #125F - PLATFORM	\$103.05
125F12	12 BU #125F - PLATFORM	\$81.85			



SHEET FEED TRUCKS					
PRODUCT NUMBER	DESCRIPTION	LIST PRICE	PRODUCT NUMBER	DESCRIPTION	LIST PRICE
292SOE4	24" DEPTH #292 SOE	\$493.10	292SOE8	28" DEPTH #292 SOE	\$505.75
107SOE4	LINER FOR SOE 24" STX	\$140.50	107SOE8	LINER FOR SOE 28" STX	\$147.50
125SOE	SPR PLATFORM #125SOE	\$136.35			



NARROW AISLE TRUCKS					
PRODUCT NUMBER	DESCRIPTION	LIST PRICE	PRODUCT NUMBER	DESCRIPTION	LIST PRICE
394010	10 BU #394	\$211.00	394014	14 BU #394	\$261.10
394010S	10 BU #394S	\$202.35	394014S	14 BU #394S	\$249.80
394012	12 BU #394	\$244.80	394016	16 BU #394	\$269.70
394012S	12 BU #394S	\$234.15	394016S	16 BU #394S	\$258.80



SLANT FRONT TRUCKS
SLANT FRONT TRUCKS ARE PRICED ON REQUEST.

SQUARE SOILED LINEN TRUCKS					
PRODUCT NUMBER	DESCRIPTION	LIST PRICE	PRODUCT NUMBER	DESCRIPTION	LIST PRICE
052016S	SP16 BU #52S	\$306.85	125052	SP. #125 TO FIT 16BU #52S	\$93.70



PUSH & PULL HANDLES		
PRODUCT NUMBER	DESCRIPTION	LIST PRICE
049007	PUSH & PULL HANDLE	\$173.30
	<i>please specify canvas or poly</i>	



STEEL WORK BENCHES					
PRODUCT NUMBER	DESCRIPTION	LIST PRICE	PRODUCT NUMBER	DESCRIPTION	LIST PRICE
200001	SIZE 1 #200 33 X 18 X 18	\$50.15	210001	SIZE 1 #210	\$69.70
200001S	SIZE 1 #200S 33 X 18 X 18	\$50.15	210001S	SIZE 1 #210S	\$69.70
200002	SIZE 2 #200 33 X 18 X 16	\$50.00	210002	SIZE 2 #210	\$75.55
200002S	SIZE 2 #200S 33 X 18 X 16	\$50.00	210002S	SIZE 2 #210S	\$75.55
200003	SIZE 3 #200 30 X 18 X 16	\$49.40	210004	SIZE 4 #210	\$81.40
200003S	SIZE 3 #200S 30 X 18 X 16	\$49.40	210004S	SIZE 4 #210S	\$81.40
200004	SIZE 4 #200 27 X 18 X 16	\$48.75			
200004S	SIZE 4 #200S 27 X 18 X 16	\$48.75			



SQUARE BASKETS & TRUCKS					
PRODUCT NUMBER	DESCRIPTION	LIST PRICE	PRODUCT NUMBER	DESCRIPTION	LIST PRICE
050006	6 BU #50	\$106.50	052006	6 BU # 52	\$156.20
050006S	6 BU #50S	\$101.20	052006S	6 BU #52S	\$149.70
050008	8 BU #50	\$126.80	052008	8 BU #52	\$175.65
050008S	8 BU #50S	\$119.10	052008S	8 BU #52S	\$168.55



ROUND BASKETS & TRUCKS					
PRODUCT NUMBER	DESCRIPTION	LIST PRICE	PRODUCT NUMBER	DESCRIPTION	LIST PRICE
060006	6 BU #60	\$114.50	060062	6 BU #62	\$164.10
060006S	6 BU #60S	\$108.50	062006S	6 BU #62S	\$157.15
060008	8 BU #60	\$118.70	062008	8 BU #62	\$168.35
060008S	8 BU #60S	\$112.70	062008S	8 BU #62S	\$161.35



SMALL CARRY BASKETS					
PRODUCT NUMBER	DESCRIPTION	LIST PRICE	PRODUCT NUMBER	DESCRIPTION	LIST PRICE
020015	1 1/2 BU #20	\$57.70	020025	2 1/2 BU #20	\$67.70
020015S	1 1/2 BU #20S	\$55.95	020025S	2 1/2 BU #20S	\$65.50
020001	1 BU #20	\$52.20	020003	3 BU #20	\$71.90
020001S	1 BU #20S	\$50.70	020003S	3 BU #20S	\$69.30



CURRENT AS OF:
OCTOBER 1, 2008

020002	2 BU #20	\$63.50	020004	4 BU # 20	\$85.90
020002S	2 BU #20S	\$61.35	020004S	4 BU #20S	\$83.25

SQUARE & ROUND CARRY BASKETS

PRODUCT NUMBER	DESCRIPTION	LIST PRICE	PRODUCT NUMBER	DESCRIPTION	LIST PRICE
185002	2 BU #185	\$63.65	186003S	3 BU #186S	\$63.70
185002S	2 BU #185S	\$59.80	186006	6 BU #186	\$87.55
185002CST	2 BU #182 W/ CST	\$85.25	186006S	6 BU #186S	\$80.95
186015	1 1/2 BU #186	\$55.95	186095	9 1/2 BU #186	\$103.35
186015S	1 1/2 BU #186S	\$52.05	186095S	9 1/2 BU #186S	\$94.90
186003	3 BU #186	\$68.70			



STEELE BAG HOLDERS

PRODUCT NUMBER	DESCRIPTION	LIST PRICE	PRODUCT NUMBER	DESCRIPTION	LIST PRICE
230001	CA FR SM #230 PLAIN	\$35.50	235001	CA FR LG #235 PLAIN	\$37.35
230002	CA FR SM #230 PLATED	\$38.80	235002	CA FR LG #235 PLATED	\$40.90
231001	CA FR SM W/BAG #231 PLAIN	\$65.00	236001	CA FR LG W/BAG #236 PLAIN	\$70.05
231002	CA FR SM W/BAG #231 PLATED	\$68.30	236002	CA FR LG W/BAG #236 PLATED	\$73.60
232001	CA FR W/2" #232 PLAIN	\$46.45	237001	CA FR W/C LG #237 PLAIN	\$48.55
232002	CA FR W/2" #232 PLATED	\$50.75	237002	CA FR W/C LG #237 PLATED	\$53.15
233001	CA FR W/C W/B SM #233 PLAIN	\$75.95	238001	CA FR W/C W/B LG #238 PLAIN	\$81.25
233002	CA FR W/C W/B SM #233 PLATED	\$80.25	238002	CA FR W/C W/B LG #238 PLATED	\$85.85



ECONOMY STANDS

PRODUCT NUMBER	DESCRIPTION	LIST PRICE	PRODUCT NUMBER	DESCRIPTION	LIST PRICE
23NCS1	ECONOMY STAND SMALL PLAIN	\$29.85	23NCL1	ECONOMY STAND LARGE PLAIN	\$31.00
23NCS2	ECONOMY STAND SMALL PLATED	\$33.00	23NCL2	ECONOMY STAND LARGE PLATED	\$34.30



HOSPITAL CARTS

PRODUCT NUMBER	DESCRIPTION	LIST PRICE	PRODUCT NUMBER	DESCRIPTION	LIST PRICE
232LCO	FR/ONLY W COVER & 2" CST	\$110.45	237LCO	FR/ONLY W COVER & 2" CST	\$121.25
233LCO	FR & BAG W COVER & 2" CST	\$139.70	238LCO	FR & BAG W COVER & 2" CST	\$154.45



REPLACEMENT BAGS & HANGER STACKERS

PRODUCT NUMBER	DESCRIPTION	LIST PRICE	PRODUCT NUMBER	DESCRIPTION	LIST PRICE
234000	CADDY BAG SM #234	\$29.50	239000N	200 D WHITE NYLON BG LG	\$24.95
234000N	200 D WHITE NYLON BG SM	\$20.05	HSM001	NOT PAINTED #HSM1	\$18.95
239000	CADDY BAG LG #239	\$32.70	HSM003	PLATED #HSM3	\$20.95
049008	SET OF COUPLING BARS	\$6.50			



LINERS & CAPS

PRODUCT NUMBER	DESCRIPTION	LIST PRICE	PRODUCT NUMBER	DESCRIPTION	LIST PRICE
107N04	4 BU LINER #107NY	\$27.25	107NC20	20 BU CAP #107NYC	\$24.95
107N05	5 BU LINER #107NY	\$27.25	107NC22	SP 20 BU #107NYC	\$26.15
107N06	6 BU LINER #107NY	\$27.25	107NC24	SP 24 BU #107NYC	\$27.65
107N08	8 BU LINER #107NY	\$29.55	107NF04	4 BU LINER F #107NYF	\$32.35
107N10	10 BU LINER #107NY	\$31.35	107NF05	5 BU LINER F #107NYF	\$32.35
107N12	12 BU LINER #107NY	\$33.50	107NF06	6 BU LINER F #107NYF	\$32.35
107N14	14 BU LINER #107NY	\$35.10	107NF08	8 BU LINER F #107NYF	\$35.35
107N16	16 BU LINER #107NY	\$36.60	107NF10	10 BU LINER F #107NYF	\$37.50
107N18	18 BU LINER #107NY	\$38.15	107NF12	12 BU LINER F #107NYF	\$40.00
107N20	20 BU LINER #107NY	\$43.40	107NF14	14 BU LINER F #107NYF	\$42.10
107N22	SP 20 BU LINER #107NY	\$45.80	107NF16	16 BU LINER F #107NYF	\$43.90
107N24	SP 24 BU LINER #107NY	\$47.30	107NF18	18 BU LINER F #107NYF	\$45.80
107NC06	4 & 6 BU CAP #107NYC	\$19.35	107NF20	20 BU LINER F #107NYF	\$51.90
107NC08	8 BU CAP #107NYC	\$20.05	107NF22	SP 20 BU LINER F #107NYF	\$54.70
107NC10	10 BU CAP #107NYC	\$20.60	107NF24	24 BU LINER F #107NYF	\$56.20
107NC12	12 BU CAP #107NYC	\$21.20	107VCS	SMALL VINYL CAP 4 BU & 6 BU	\$34.50
107NC14	14 BU CAP #107NYC	\$22.15	107VCM	MEDIUM VINYL CAP 8 10 12 BU	\$38.20
107NC16	16 BU CAP #107NYC	\$22.90	107VCL	LARGE VINYL CAP 14 16 18 20 BU	\$41.65
107NC18	18 BU CAP #107NYC	\$23.65	107VCL	XLARGE VINYL CAP SP 20 & 24	\$48.10



STEELE CANVAS BAGS

PRODUCT NUMBER	DESCRIPTION	LIST PRICE	PRODUCT NUMBER	DESCRIPTION	LIST PRICE
180000	#180 CANVAS BAG 19X11X20	\$36.65	183000S	#183 STEELETEx BAG 24X7X17	\$43.95
180000S	#180 STEELETEx BAG 19X11X20	\$41.65	184000	#184 CANVAS BAG 17X7X24	\$40.05
182000	#182 CANVAS BAG 12X7X12	\$30.45	184000S	#184 STEELETEx BAG 17X7X24	\$44.90
182000S	#182S STEELETEx BAG 12X7X12	\$34.20	188000	#188 CANVAS BAG 17X7X17	\$30.70
183000	#183 CANVAS BAG 24X7X17	\$38.85	188000S	#188 STEELETEx BAG 17X7X17	\$34.75
253001	SIZE #1 PARCEL POST BAG	\$59.95	253003	SIZE #3 PARCEL POST BAG	\$43.95
253002	SIZE #2 PARCEL POST BAG	\$48.95	ZIPPER	ADD FOR ZIPPER	\$14.50
ZIPPER	ADD FOR ZIPPER	\$14.50			



REPLACEMENT CASTERS & BOARDS

PRODUCT NUMBER	DESCRIPTION	LIST PRICE	PRODUCT NUMBER	DESCRIPTION	LIST PRICE
021002	2" R SW STEM CAST #21	\$5.50	023003	3" R SW STEM CAST #23	\$7.25
012003	3" R SW CASTER #12	\$11.40	016003	3" R RI CASTER #16	\$11.25
013004	4" R SW CASTER #13	\$16.70	017004	4" R RI CASTER #17	\$16.30
014005	5" R SW CASTER #14	\$20.75	018005	5" R RI CASTER #18	\$20.65



CURRENT AS OF:
OCTOBER 1, 2008

049004	WOOD RUNNERS	\$8.00	049006	CASTER BOARDS	\$8.75
CST UPGRADE 4"	UPGRADE FROM 3"-4" CASTERS	\$21.75	CST UPGRADE 4"-5"	UPGRADE FROM 4"-5" CASTERS	\$21.50
CST UPGRADE 3"-5"	UPGRADE FROM 3"-5" CASTERS	\$38.60			

HEAVY DUTY BULK TRUCKS

PRODUCT NUMBER	DESCRIPTION	LIST PRICE	PRODUCT NUMBER	DESCRIPTION	LIST PRICE
622006	6 BU #622	\$234.90	622016C	16 BU #622 COLOR	\$412.90
622006C	6 BU #622 COLOR	\$238.90	622018	18 BU #622	\$454.10
622008	8 BU #622	\$265.35	622018C	18 BU #622 COLOR	\$458.10
622008C	8 BU #622 COLOR	\$269.35	622020	20 BU #622	\$506.75
622010	10 BU #622	\$300.20	622020C	20 BU #622 COLOR	\$510.75
622010C	10 BU #622 COLOR	\$304.20	622022	20E BU #622	\$599.35
622012	12 BU #622	\$330.65	622022C	20E BU #622 COLOR	\$603.35
622012C	12 BU #622 COLOR	\$334.65	622024	24 BU #622	\$680.55
622014	14 BU #622	\$381.00	622024C	24 BU #622 COLOR	\$684.55
622014C	14 BU #622 COLOR	\$385.00	622028	28 BU #622	\$810.50
622016	16 BU #622	\$408.90	622028C	28 BU #622 COLOR	\$814.50



MEDIUM DUTY BULK TRUCKS

PRODUCT NUMBER	DESCRIPTION	LIST PRICE	PRODUCT NUMBER	DESCRIPTION	LIST PRICE
651006	6 BU #651.190	\$186.90	651014	14 BU #651.190	\$287.70
651006C	6 BU #651.190 COLOR	\$190.90	651014C	14 BU #651.190 COLOR	\$291.70
651008	8 BU #651.190	\$210.00	651016	16 BU #651.190	\$308.70
651008C	8 BU #651.190" COLOR	\$214.00	651016C	16 BU #651.190 COLOR	\$312.70
651010	10 BU #651.190	\$226.80	651018	18 BU #651.190	\$333.90
651010C	10 BU #651.190 COLOR	\$230.80	651018C	18 BU #651.190 COLOR	\$337.90
651012	12 BU #651.190	\$262.50	651020	20 BU #651.190	\$380.10
651012C	12 BU #651.190 COLOR	\$266.50	651020C	20 BU #651.190 COLOR	\$384.10



SPRING LIFT PLATFORMS

PRODUCT NUMBER	DESCRIPTION	LIST PRICE	PRODUCT NUMBER	DESCRIPTION	LIST PRICE
125006	6 BU #125 - CANVAS / VINYL	\$49.30	125P06	6 BU 125P POLY	\$52.85
125008	8 BU #125 - CANVAS / VINYL	\$51.70	125P08	8 BU 125P POLY	\$55.35
125010	10 BU #125 - CANVAS / VINYL	\$52.65	125P10	10 BU 125P POLY	\$56.40
125012	12 BU #125 - CANVAS / VINYL	\$53.20	125P12	12 BU 125P POLY	\$57.00
125014	14 BU #125 - CANVAS / VINYL	\$77.40	125P14	14 BU 125P POLY	\$82.90
125016	16 BU #125 - CANVAS / VINYL	\$77.40	125P16	16 BU 125P POLY	\$82.90
125018	18 BU #125 - CANVAS / VINYL	\$79.35	125P18	18 BU 125P POLY	\$85.00
125020	20 BU #125 - CANVAS / VINYL	\$80.70	125P20	20 BU 125P POLY	\$86.45
125022	SP 20 BU 125 - CANVAS / VINYL	\$88.95	125P22	SP 20 BU #125P	\$98.85
125024	SP 24 BU 125 - CANVAS / VINYL	\$114.00	125SPB	EXTRA SPRING-POLY	\$10.35
			125SPC	EXTRA SPRING-CANVAS	\$10.35



HOSPITAL STYLE TRUCKS

PRODUCT NUMBER	DESCRIPTION	LIST PRICE	PRODUCT NUMBER	DESCRIPTION	LIST PRICE
602006	6 BU #602	\$193.25	602B10	10 BU #602B	\$280.20
602008	8 BU #602	\$216.00	602B10C	10 BU #602B COLOR	\$284.30
602010	10 BU #602	\$234.65	602B12	12 BU #602B	\$304.90
602012	12 BU #602	\$250.45	602B12C	12 BU #602B COLOR	\$308.90
602014	14 BU #602	\$278.95	602B14	14 BU #602B	\$340.15
602016	16 BU #602	\$292.00	602B14C	14 BU #602B COLOR	\$344.15
602018	18 BU #602	\$316.50	602B16	16 BU #602B	\$360.05
602020	20 BU #602	\$350.80	602B16C	16 BU #602B COLOR	\$364.05
602B06	6 BU #602B	\$222.55	602B18	18 BU #602B	\$382.45
602B06C	6 BU #602B COLOR	\$226.55	602B18C	18 BU #602B COLOR	\$386.45
602B08	8 BU #602B	\$245.85	602B20	20 BU #602B	\$430.35
602B08C	8 BU #602B COLOR	\$249.85	602B20C	20 BU #602B COLOR	\$434.35



POLY BASKET LINERS

PRODUCT NUMBER	DESCRIPTION	LIST PRICE	PRODUCT NUMBER	DESCRIPTION	LIST PRICE
607002	2 BU #607	\$40.95	607B16	16 BU #607B	\$213.40
607003	3 BU #607	\$54.55	607B16C	16 BU #607B COLOR	\$217.40
607004	4 BU #607	\$59.50	607B18	18 BU #607B	\$231.20
607006	6 BU #607	\$73.10	607B18C	18 BU #607B COLOR	\$235.20
607008	8 BU #607	\$90.90	607B20	20 BU #607B	\$274.10
607010	10 BU #607	\$106.60	607B20C	20 BU #607B COLOR	\$278.10
607012	12 BU #607	\$120.20	607D02	2 BU #607D	\$82.55
607014	14 BU #607	\$133.85	607D02C	2 BU #607D COLOR	\$86.55
607016	16 BU #607	\$145.35	607D03	3 BU #607D	\$112.20
607018	18 BU #607	\$165.25	607D03C	3 BU #607D COLOR	\$116.20
607020	20 BU #607	\$194.55	607D04	4 BU #607D	\$124.50
607B02	2 BU #607B	\$52.45	607D04C	4 BU #607D COLOR	\$128.50
607B02C	2 BU #607B COLOR	\$56.45	607D06	6 BU #607D	\$150.00
607B03	3 BU #607B	\$63.95	607D06C	6 BU #607D COLOR	\$154.00
607B03C	3 BU #607B COLOR	\$67.95	607D08	8 BU #607D	\$177.25
607B04	4 BU #607B	\$71.00	607D08C	8 BU #607D COLOR	\$181.25
607B04C	4 BU #607B COLOR	\$75.00	607D10	10 BU #607D	\$211.25
607B06	6 BU #607B	\$102.40	607D10C	10 BU #607D COLOR	\$215.25
607B06C	6 BU #607B COLOR	\$106.40	607D12	12 BU #607D	\$238.50
607B08	8 BU #607B	\$120.75	607D12C	12 BU #607D COLOR	\$242.50
607B08C	8 BU #607B COLOR	\$124.75	607D14	14 BU #607D	\$274.60
607B10	10 BU #607B	\$152.15	607D14C	14 BU #607D COLOR	\$278.60
607B10C	10 BU #607B COLOR	\$156.15	607D16	16 BU #607D	\$301.85
607B12	12 BU #607B	\$174.65	607D16C	16 BU #607D COLOR	\$305.85



CURRENT AS OF:
OCTOBER 1, 2008

607B12C	12 BU #607B COLOR	\$178.65	607D18	18 BU #607D	\$337.95
607B14	14 BU #607B	\$195.05	607D18C	18 BU #607D COLOR	\$341.95
607B14C	14 BU #607B COLOR	\$199.05	607D20	20 BU #607D	\$392.40
			607D20C	20 BU #607D COLOR	\$396.40



POLYETHYLENE EXTRACTOR TRUCKS					
PRODUCT NUMBER	DESCRIPTION	LIST PRICE	PRODUCT NUMBER	DESCRIPTION	LIST PRICE
692020	20E BU #692	\$721.00	692024C	24 BU #692 COLOR	\$799.00
692020C	20E BU #692 COLOR	\$725.00	692028	28 BU #692	\$895.00
692024	24 BU #692	\$795.00	692028C	28 BU #692 COLOR	\$899.00
607E20	20 BU #607E.200 THICK WHITE - LINER	\$409.00	125EP20	PLATFORM FOR 20 BU #692	\$118.30
607E24	24 BU #607E.200 THICK WHITE - LINER	\$479.00	125EP24	PLATFORM FOR 24 BU #692	\$118.30
607E28	28 BU #607E.200 THICK WHITE - LINER	\$555.00	125EP28	PLATFORM FOR 28 BU #692	\$138.45



PUSH & PULL HANDLES & POLY COVERS					
PRODUCT NUMBER	DESCRIPTION	LIST PRICE	PRODUCT NUMBER	DESCRIPTION	LIST PRICE
049007	PUSH & PULL HANDLE	\$173.30	62212CV	12 BU COVER FOR #622 & 624	\$164.60
	<i>please specify canvas or poly</i>		62214CV	14 BU COVER FOR #622 & 624	\$173.60
616003	3 BU COVER FOR #652	\$37.60	62216CV	16 BU COVER FOR #622 & 624	\$173.60
616004	4 BU COVER FOR #652	\$50.20			



BIG & LIL' TIGERS					
PRODUCT NUMBER	DESCRIPTION	LIST PRICE	PRODUCT NUMBER	DESCRIPTION	LIST PRICE
6330DB	633DB LIL TIGER N/COVER	\$160.20	6380DB	638DB BIG TIGER NO COVER	\$193.05
633DBC	633DBC W/COVER LIL TIGER	\$222.25	638DBC	638DBC W/COVER BIG TIGER	\$261.65



POLY ELEVATED TRUCKS					
PRODUCT NUMBER	DESCRIPTION	LIST PRICE	PRODUCT NUMBER	DESCRIPTION	LIST PRICE
652002	2 BU #652.100 LINER	\$102.00	652B03	3 BU 652.150	\$127.25
652003	3 BU#652.100 LINER	\$117.85	652B03C	3 BU #652.150 COLOR	\$131.25
652004	4 BU #652.100 LINER	\$125.60	652B04	4 BU #652.150	\$137.10
652006	6 BU #652.100 LINER	\$141.00	652B04C	4 BU #652.150 COLOR	\$141.10
652B02	2 BU #652.150	\$113.50	652B06	6 BU #652.150	\$152.50
652B02C	2 BU #652.150 COLOR	\$117.50	652B06C	6 BU #652.150 COLOR	\$156.50



SQUARE LINEN TRUCK					
PRODUCT NUMBER	DESCRIPTION	LIST PRICE			
P1640	16 BU SQ LINEN TRK 19 CU FT	\$494.00			



GARMENT DELIVERY TRUCK					
PRODUCT NUMBER	DESCRIPTION	LIST PRICE			
P8280	48 CU FT GARMENT DEL. TRUCK	\$1,186.00			



POLY LINEN TRANSPORT TRUCKS					
PRODUCT NUMBER	DESCRIPTION	LIST PRICE	PRODUCT NUMBER	DESCRIPTION	LIST PRICE
610870	36 1/2 CU FT TRANS TRUCK	\$683.00	61089POLYCVR	LOCKABLE POLY COVER TO FIT #	\$375.90
61087CVR	WHITE VCN COVER TO FIT #61087	\$157.45	125089	PLATFORM FOR 61089	\$99.00
61087POLYCVR	LOCKABLE POLY COVER TO FIT #61087	\$365.40	61092	58 CU FT TRANS TRUCK	\$940.80
125087	PLATFORM FOR 61087	\$99.00	610646	60 CU FT TRANS TRUCK	\$1,185.75
610890	48 CU FT TRANS TRUCK	\$706.00	610846	84 CU FT TRANS TRUCK	\$1,732.50
61089CVR	WHITE VCN COVER TO FIT #61089	\$157.45			



POLY TURNABOUT TRUCKS					
PRODUCT NUMBER	DESCRIPTION	LIST PRICE	PRODUCT NUMBER	DESCRIPTION	LIST PRICE
P8080	38 CU FT TURNABOUT TRUCK	\$1,026.00	SEC.CVR	LOCKABLE SECURITY COVER	\$204.00
P8090	48 CU FT TURNABOUT TRUCK	\$1,248.00		<i>fits P8080, P8592, P8592PS</i>	
P8592	48 CU FT TURNABOUT TRUCK	\$1,025.00	SEC.CVR2	LOCKABLE SECURITY COVER	\$229.50
P8592-PS	48 CU FT TURNABOUT - PLASTIC SHELF	\$1,035.00		<i>fits P8090</i>	

MAXI-UTILITY TRUCKS					
PRODUCT NUMBER	DESCRIPTION	LIST PRICE	PRODUCT NUMBER	DESCRIPTION	LIST PRICE
641200	12 BU MAXI UTIL TRUCK	\$383.00	64160C	16 BU MAXI UTIL TRUCK POLY CO	\$187.00
64120C	12 BU MAXI UTIL TRUCK POLY COVER	\$187.00	6416CVR	10oz WHITE VCN COVER TO FIT #6	\$57.35
6412CVR	10oz WHITE VCN COVER TO FIT #6412	\$57.35	642000	20 BU MAXI UTIL TRUCK	\$548.00
641400	14 BU MAXI UTIL TRUCK	\$397.00	6420CVR	10oz WHITE VCN COVER TO FIT #6	\$71.70
64140C	14 BU MAXI UTIL TRUCK POLY COVER	\$187.00	642400	24 BU MAXI UTIL TRUCK	\$593.00
6414CVR	10oz WHITE VCN COVER TO FIT #6414	\$57.35	6424CVR	10oz WHITE VCN COVER TO FIT #6	\$71.70
641600	16 BU MAXI UTIL TRUCK	\$522.00			

FLARE TRUCKS					
PRODUCT NUMBER	DESCRIPTION	LIST PRICE	PRODUCT NUMBER	DESCRIPTION	LIST PRICE
692F22	22 BU P2422 FLARE TRUCK	\$605.00	692F24	24 BU P2424 FLARE TRUCK	\$625.00
125PF22	#125 PLATFORM FOR P2422	\$132.00	125PF24	#125 PLATFORM FOR P2424	\$132.00
P2422CVR	10oz WHITE VINYL CAP FOR P2422	\$86.85	P2424CVR	10oz WHITE VINYL CAP FOR P2424	\$86.85

TILT DUMP TRUCKS					
PRODUCT		LIST	PRODUCT		LIST

CURRENT AS OF:
OCTOBER 1, 2008

<i>NUMBER</i>	<i>DESCRIPTION</i>	<i>PRICE</i>		<i>NUMBER</i>	<i>DESCRIPTION</i>	<i>PRICE</i>		
698SD5	1/2 YD TD STAND. DUTY	\$661.00		698SD175	1 3/4 YD TD STAND. DUTY	\$1,345.00		
698LD5	1/2 YD TD LIGHT DUTY	\$554.00		698HD175	1 3/4 YD TD HEAVY DUTY	\$1,431.00		
698LD1	1 YD TD LIGHT DUTY	\$762.00		698SD2	2 YD TD STAND. DUTY	\$1,413.00		
698SD1	1 YD TD STAND.DUTY	\$907.00		698HD2	2 YD TD HEAVY DUTY	\$1,486.00		
617TD2	617 TD TOP COVER ONLY 1/2 YD	\$159.95		698SD25	2 1/2 YD TD STAND. DUTY	\$1,607.00		
617TD3	617 TD TOP COVER ONLY 1 YARD	\$216.65		698HD25	2 1/2 YD TD HEAVY DUTY	\$1,692.00		
698VC1	18 OZ VCN COVER FOR 1/2 YARD	\$79.95		698VC3	18 OZ VCN COVER FOR 1 3/4 YARD	\$98.50		
698VC2	18 OZ VCN COVER FOR 1 YARD	\$92.65		698VC4	18 OZ VCN COVER FOR 2 YARD	\$138.95		

CURRENT AS OF:
OCTOBER 1, 2008